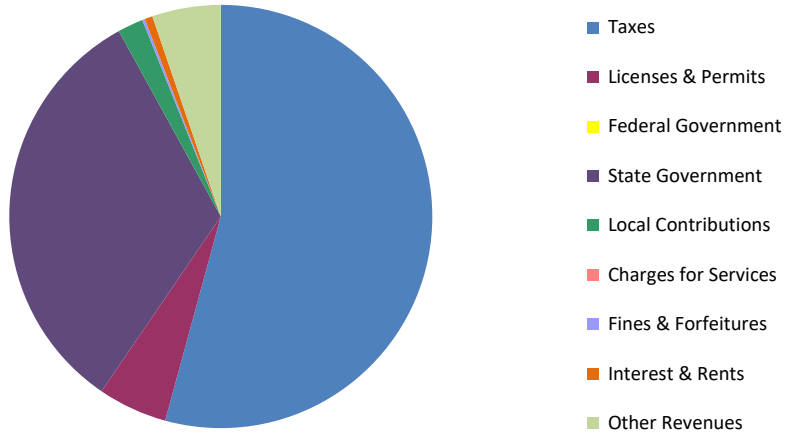


CITIZEN'S GUIDE TO LOCAL UNIT FINANCES - Village of Vicksburg (39-3-050)

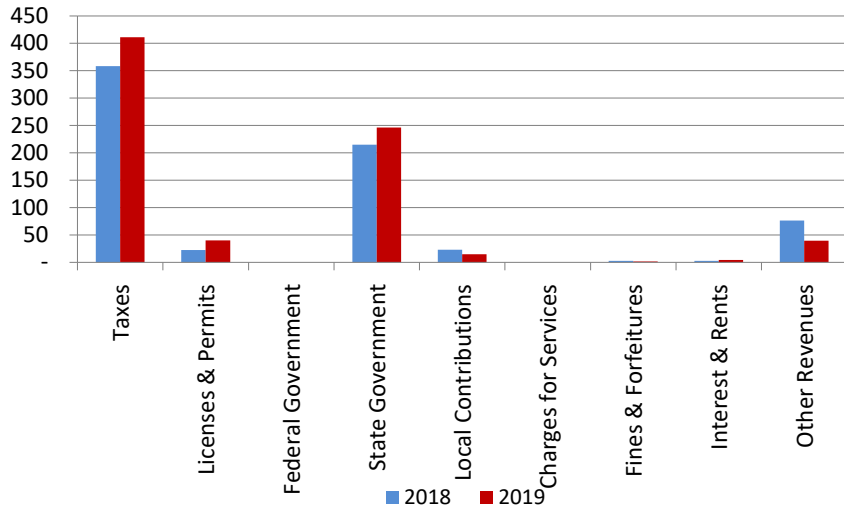
1. Where our money comes from (all governmental funds)



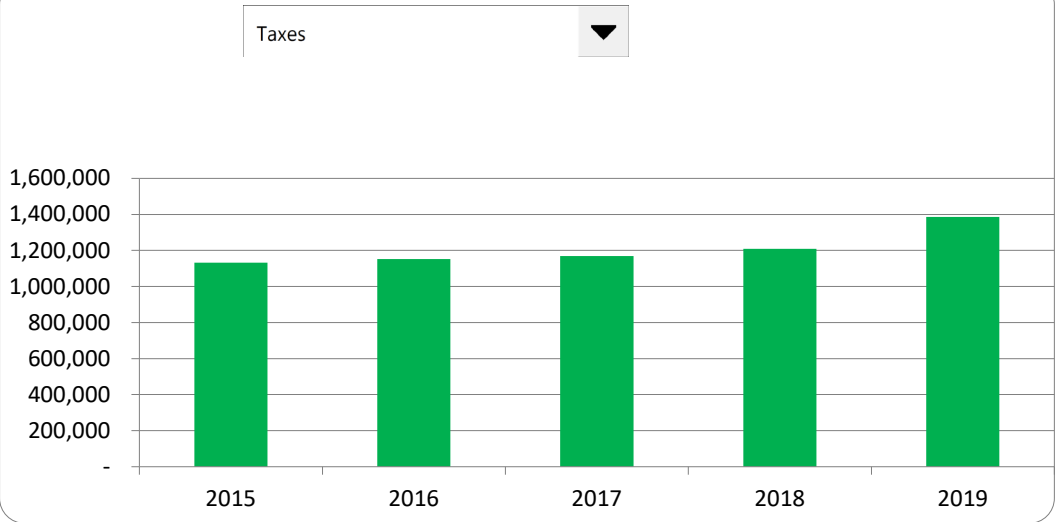
2. Compared to the prior year

	<u>2018</u>	<u>2019</u>	<u>% change</u>
Taxes	\$ 1,208,326	\$ 1,386,131	14.71%
Licenses & Permits	76,132	135,285	77.70%
State Government	724,648	829,536	14.47%
Local Contributions	78,227	50,000	-36.08%
Fines & Forfeitures	10,118	5,057	-50.02%
Interest & Rents	9,517	15,482	62.68%
Other Revenues	257,057	134,096	-47.83%
Total Revenues	\$ 2,364,025	\$ 2,555,587	8.10%

3. Revenue sources per capita - compared to the prior year



4. Historical trends of individual sources



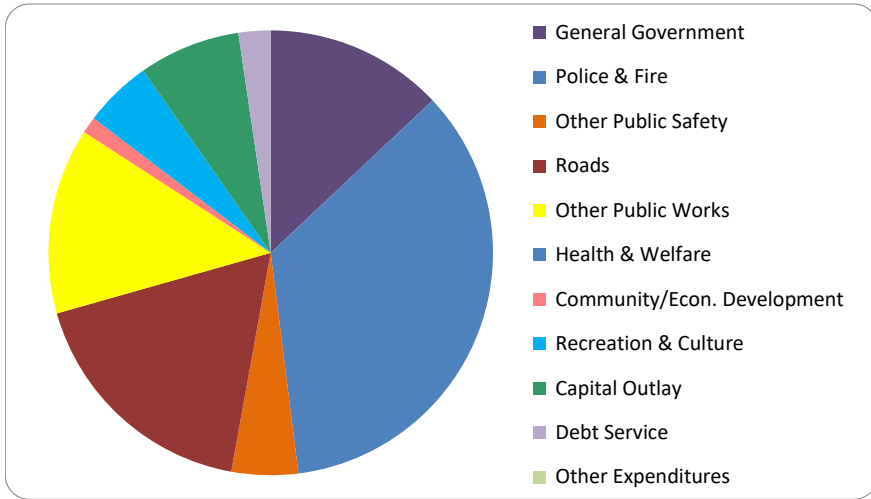
Commentary:

For more information on our unit's finances, contact Jim Mallery at 269-649-1919.

CITIZEN'S GUIDE TO LOCAL UNIT FINANCES - Village of Vicksburg (39-3-050)

EXPENDITURES

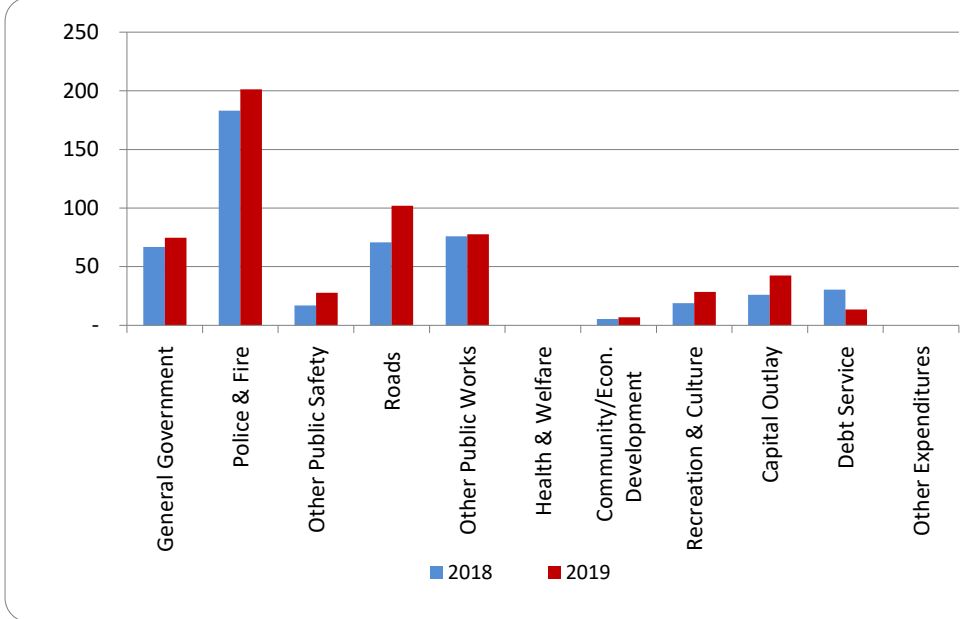
1. Where we spend our money (all governmental funds)



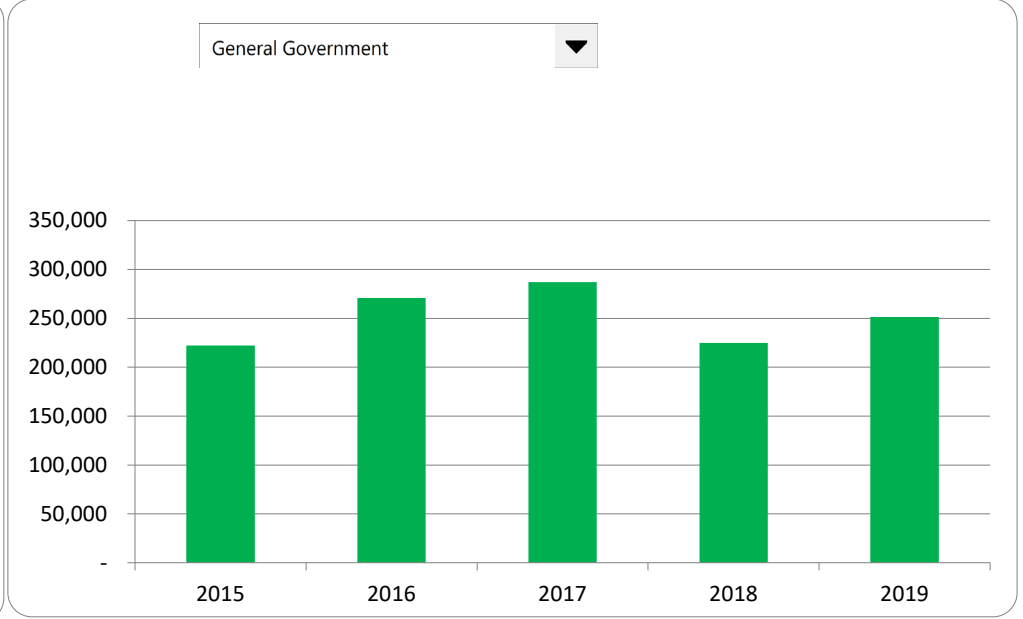
2. Compared to the prior year

	<u>2018</u>	<u>2019</u>	<u>% change</u>
General Government	\$ 224,830	\$ 251,318	11.78%
Police & Fire	617,038	677,918	9.87%
Other Public Safety	56,944	93,632	64.43%
Roads	238,560	343,847	44.13%
Other Public Works	256,211	261,939	2.24%
Community/Econ. Development	18,576	23,298	25.42%
Recreation & Culture	63,693	95,671	50.21%
Capital Outlay	87,639	142,931	63.09%
Debt Service	102,588	45,125	-56.01%
Total Expenditures	\$ 1,666,079	\$ 1,935,679	16.18%

3. Spending per capita - compared to the prior year



4. Historical trends of individual departments:



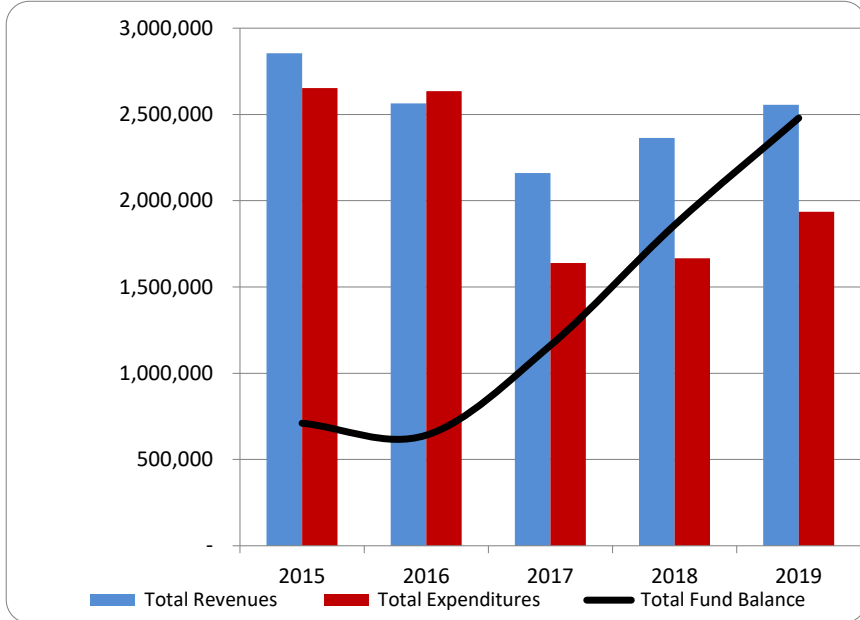
Commentary:

For more information on our unit's finances, contact Jim Mallery at 269-649-1919.

CITIZEN'S GUIDE TO LOCAL UNIT FINANCES - Village of Vicksburg (39-3-050)

FINANCIAL POSITION

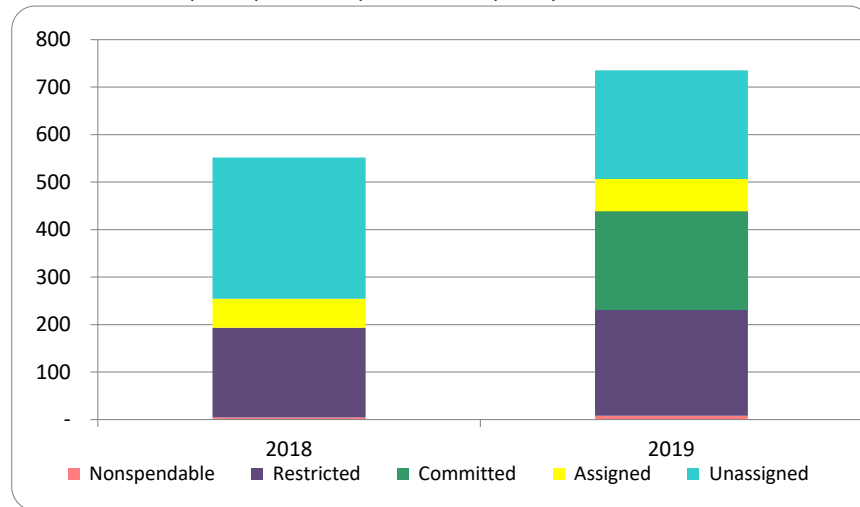
1. How have we managed our governmental fund resources (fund balance)?



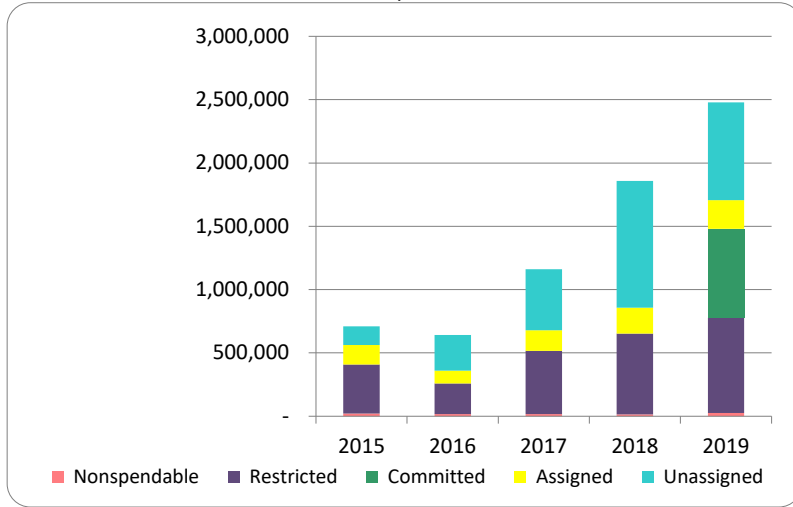
2. Compared to the prior year

	2018	2019	% change
Revenue	2,364,025	2,555,587	8.10%
Expenditures	1,666,079	1,935,679	16.18%
Surplus (shortfall)	697,946	619,908	-11.18%
Fund balance, by component:			
Nonspendable	15,792	26,884	70.24%
Restricted	636,166	752,122	18.23%
Committed	-	700,000	N/A
Assigned	205,000	228,250	11.34%
Unassigned	1,002,065	771,675	-22.99%
total fund balance	1,859,023	2,478,931	33.35%

3. Fund balance per capita - compared to the prior year



4. Historical trends of individual components



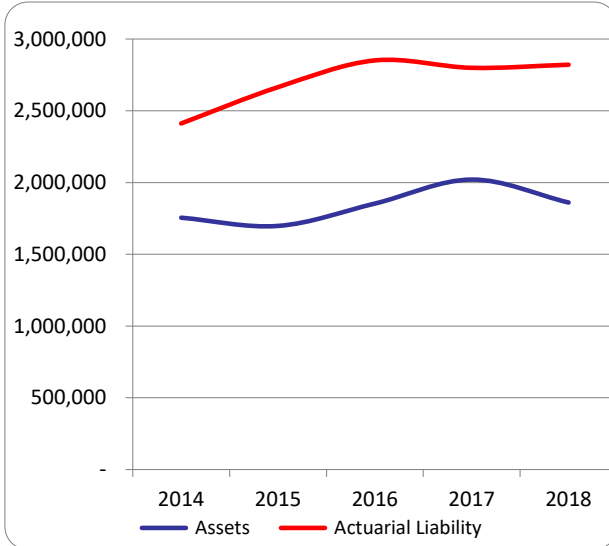
Commentary:

For more information on our unit's finances, contact Jim Mallery at 269-649-1919.

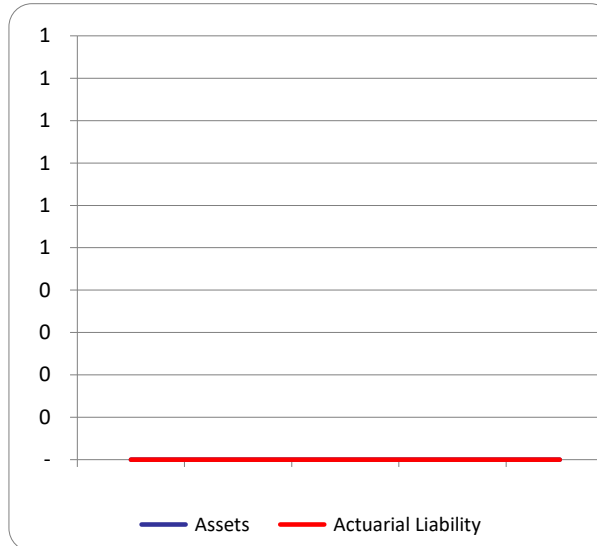
CITIZEN'S GUIDE TO LOCAL UNIT FINANCES - Village of Vicksburg (39-3-050)

OTHER LONG TERM OBLIGATIONS

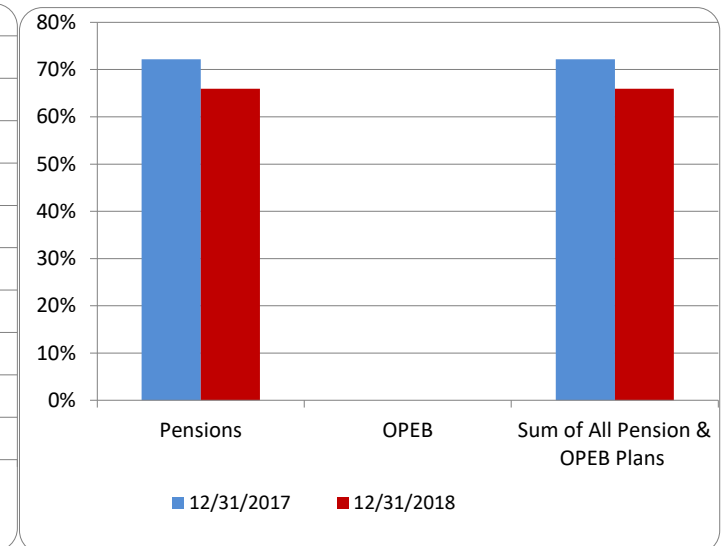
1. Pension funding status



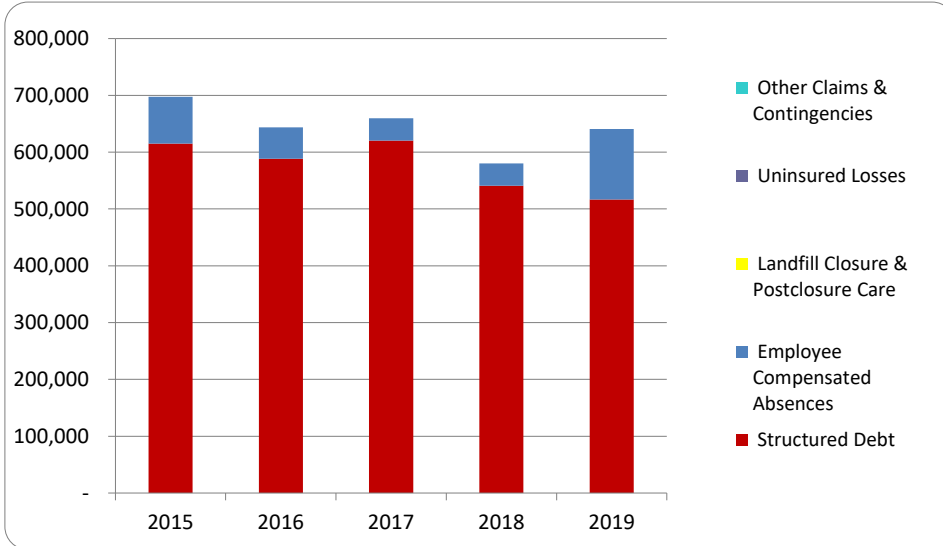
2. Retiree Health care funding status



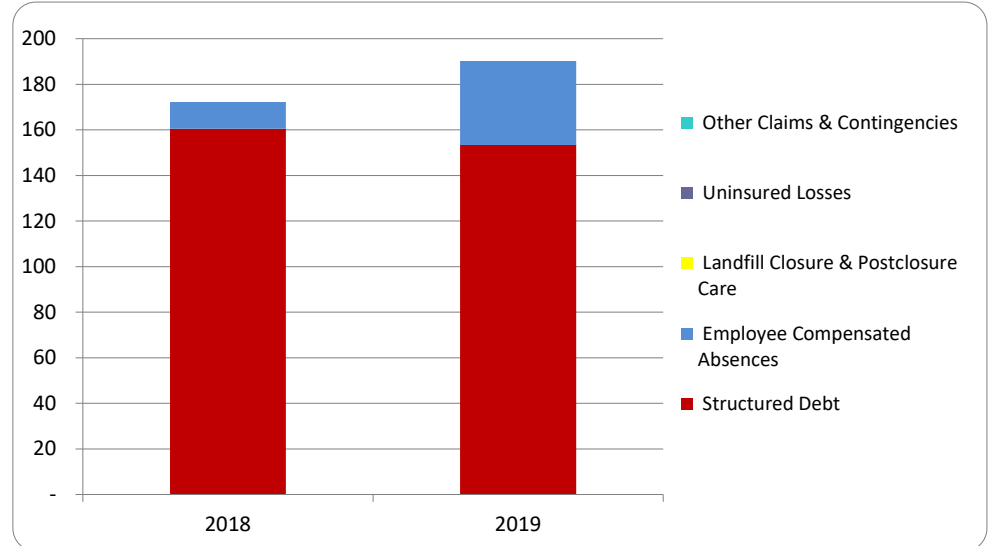
3. Percent funded - compared to the prior year



4. Long Term Debt obligations:



5. Debt & other long term obligations per capita - compared to the prior year



Commentary: The Village does not have a retiree health care plan. As such, table 2 is blank. Tables 1 and 3 are based on the actuarial valuation date.