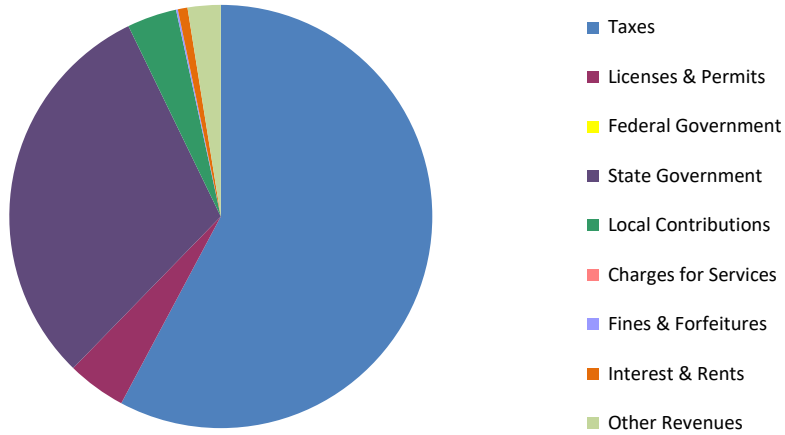


CITIZEN'S GUIDE TO LOCAL UNIT FINANCES - Village of Vicksburg (39-3-050)

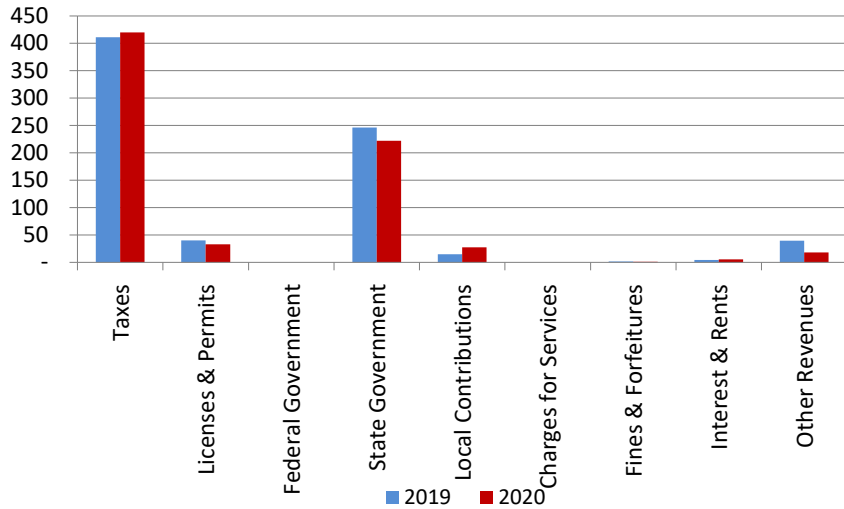
1. Where our money comes from (all governmental funds)



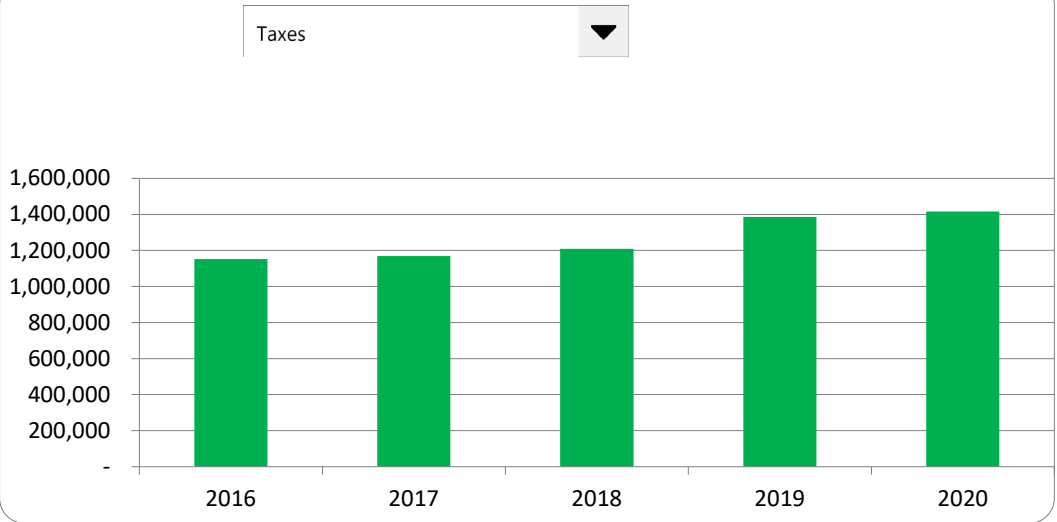
2. Compared to the prior year

	<u>2019</u>	<u>2020</u>	<u>% change</u>
Taxes	\$ 1,386,131	\$ 1,416,144	2.17%
Licenses & Permits	135,285	110,181	-18.56%
State Government	829,536	747,596	-9.88%
Local Contributions	50,000	93,000	86.00%
Fines & Forfeitures	5,057	3,391	-32.94%
Interest & Rents	15,482	18,078	16.77%
Other Revenues	134,096	61,797	-53.92%
Total Revenues	\$ 2,555,587	\$ 2,450,187	-4.12%

3. Revenue sources per capita - compared to the prior year



4. Historical trends of individual sources



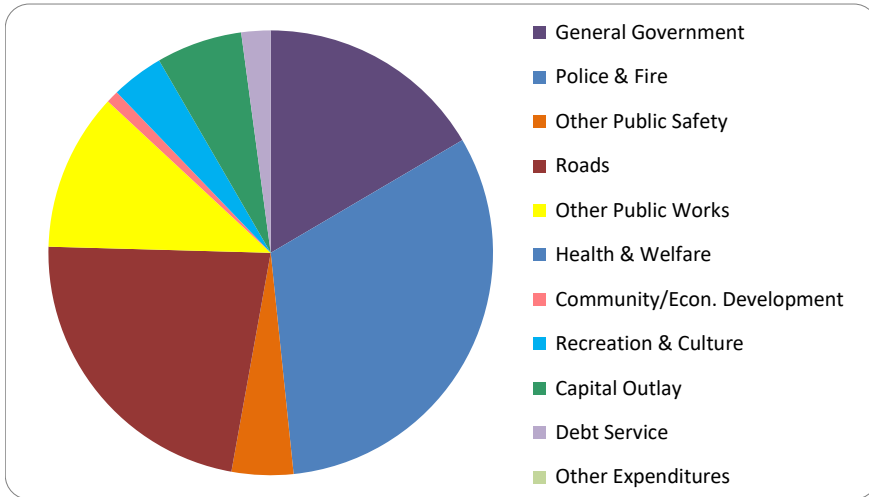
Commentary:

For more information on our unit's finances, contact Jim Mallery at 269-649-1919.

CITIZEN'S GUIDE TO LOCAL UNIT FINANCES - Village of Vicksburg (39-3-050)

EXPENDITURES

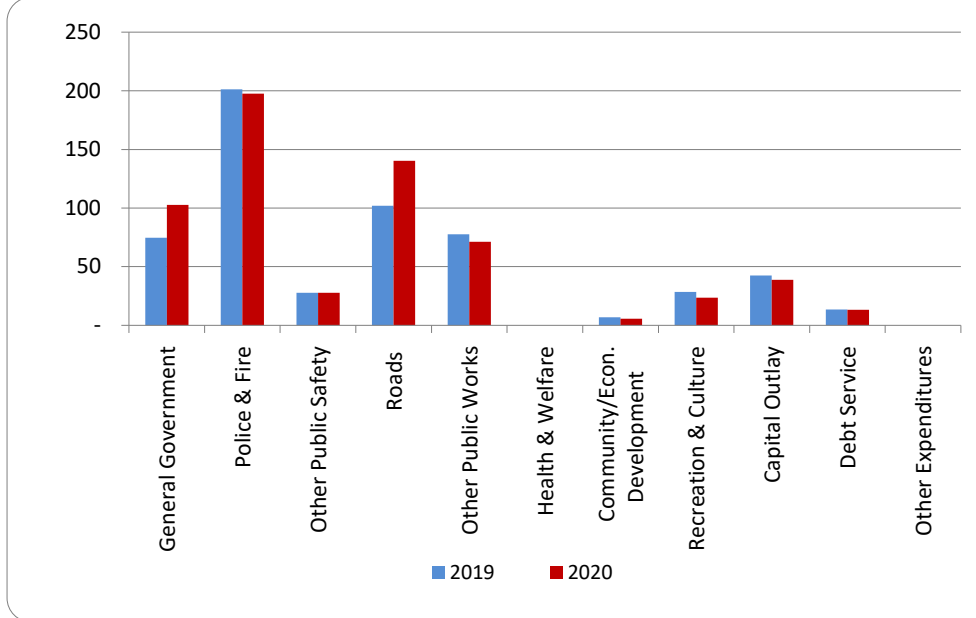
1. Where we spend our money (all governmental funds)



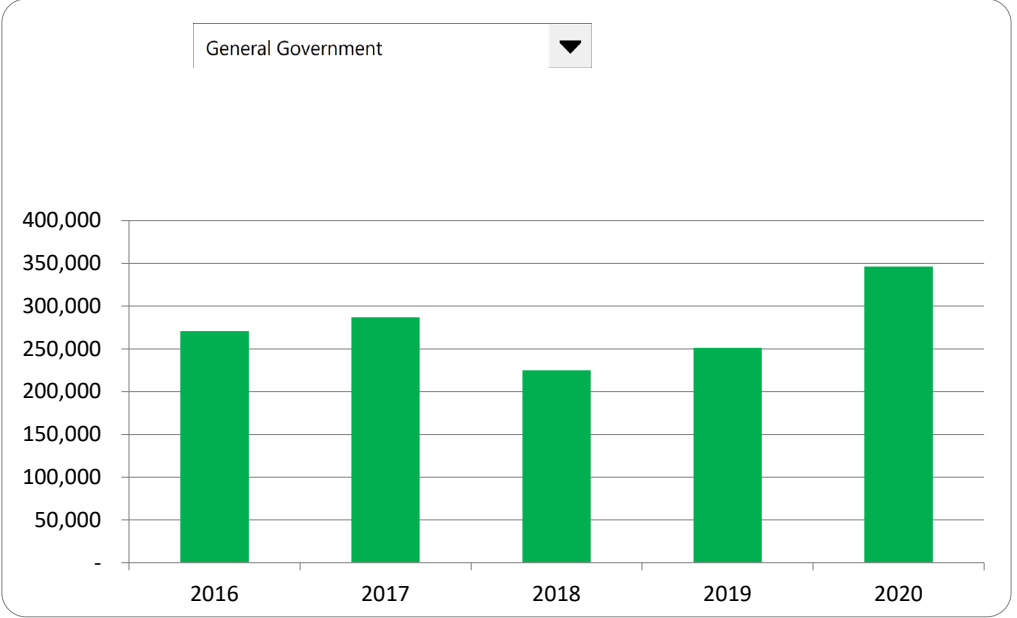
2. Compared to the prior year

	<u>2019</u>	<u>2020</u>	<u>% change</u>
General Government	\$ 251,318	\$ 346,242	37.77%
Police & Fire	677,918	665,800	-1.79%
Other Public Safety	93,632	93,729	0.10%
Roads	343,847	473,133	37.60%
Other Public Works	261,939	240,281	-8.27%
Community/Econ. Development	23,298	19,001	-18.44%
Recreation & Culture	95,671	79,541	-16.86%
Capital Outlay	142,931	130,720	-8.54%
Debt Service	45,125	44,500	-1.39%
Total Expenditures	\$ 1,935,679	\$ 2,092,947	8.12%

3. Spending per capita - compared to the prior year



4. Historical trends of individual departments:



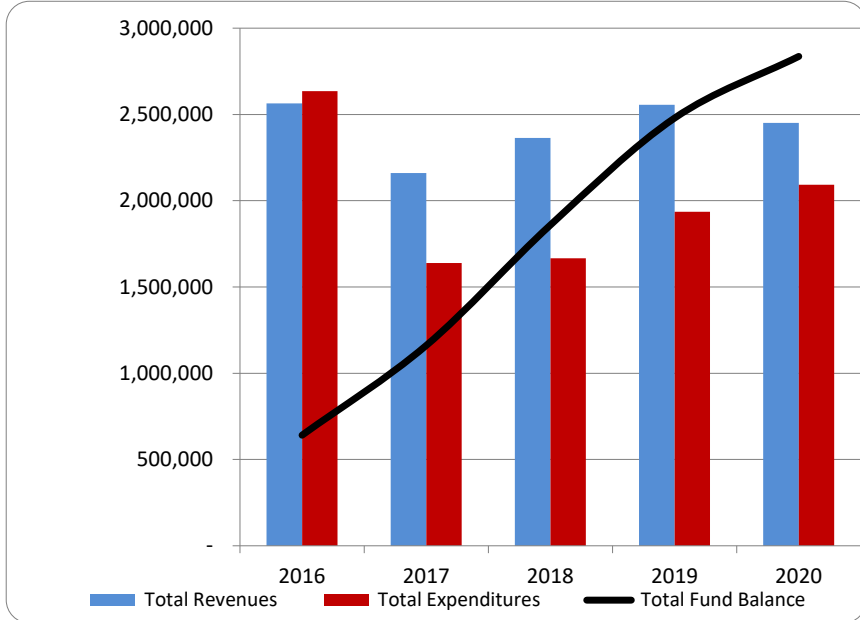
Commentary:

For more information on our unit's finances, contact Jim Mallery at 269-649-1919.

CITIZEN'S GUIDE TO LOCAL UNIT FINANCES - Village of Vicksburg (39-3-050)

FINANCIAL POSITION

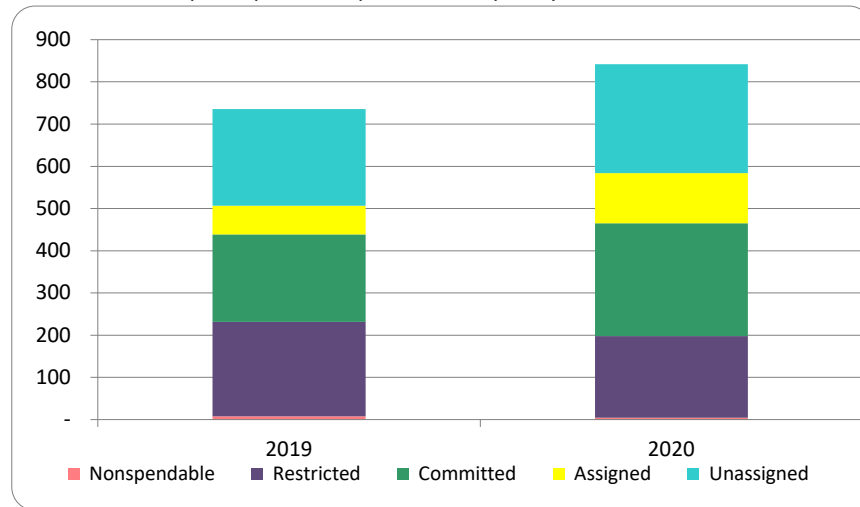
1. How have we managed our governmental fund resources (fund balance)?



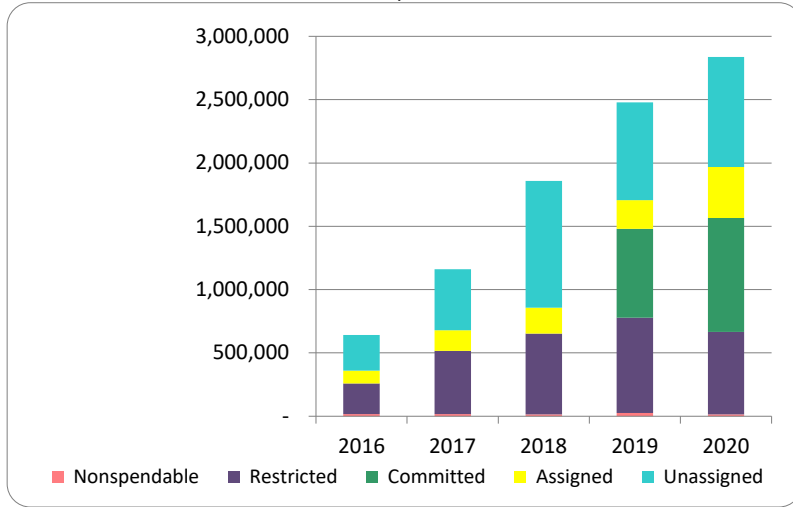
2. Compared to the prior year

	2019	2020	% change
Revenue	2,555,587	2,450,187	-4.12%
Expenditures	1,935,679	2,092,947	8.12%
Surplus (shortfall)	619,908	357,240	-42.37%
Fund balance, by component:			
Nonspendable	26,884	14,321	-46.73%
Restricted	752,122	651,919	-13.32%
Committed	700,000	900,000	28.57%
Assigned	228,250	401,137	75.74%
Unassigned	771,675	868,784	12.58%
total fund balance	2,478,931	2,836,161	14.41%

3. Fund balance per capita - compared to the prior year



4. Historical trends of individual components



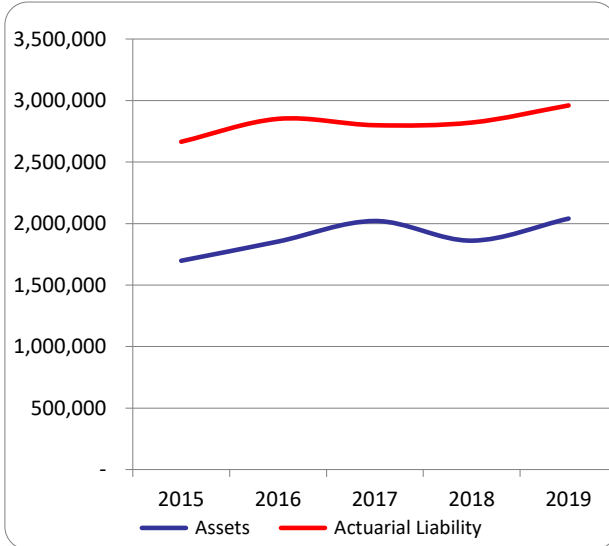
Commentary:

For more information on our unit's finances, contact Jim Mallery at 269-649-1919.

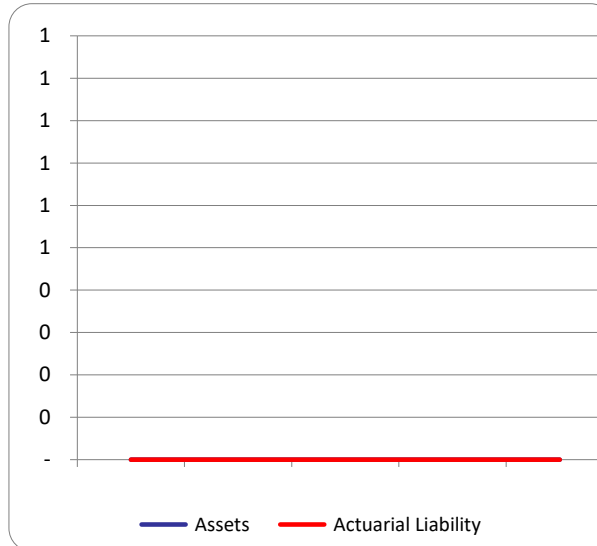
CITIZEN'S GUIDE TO LOCAL UNIT FINANCES - Village of Vicksburg (39-3-050)

OTHER LONG TERM OBLIGATIONS

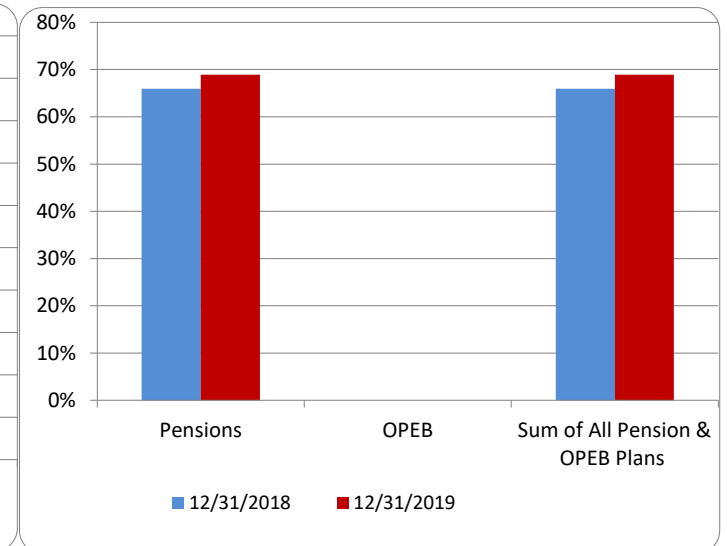
1. Pension funding status



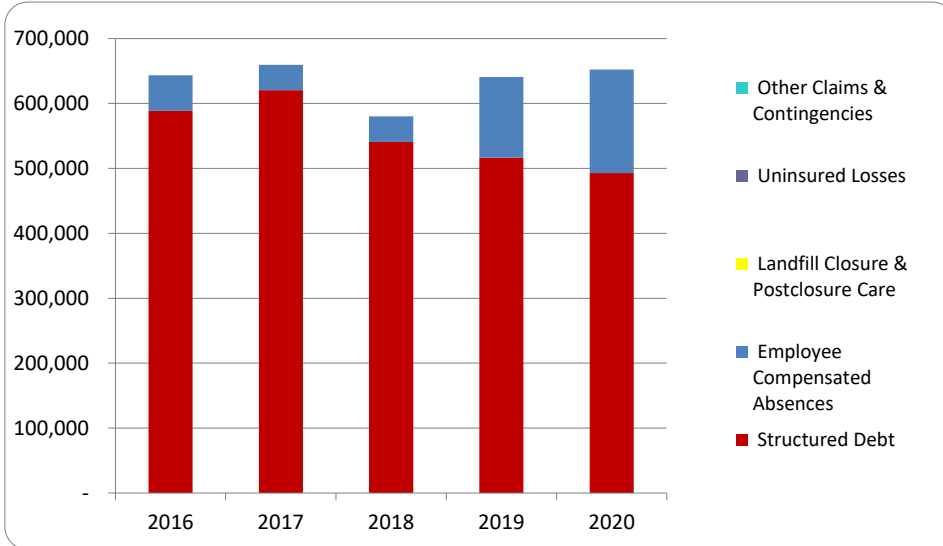
2. Retiree Health care funding status



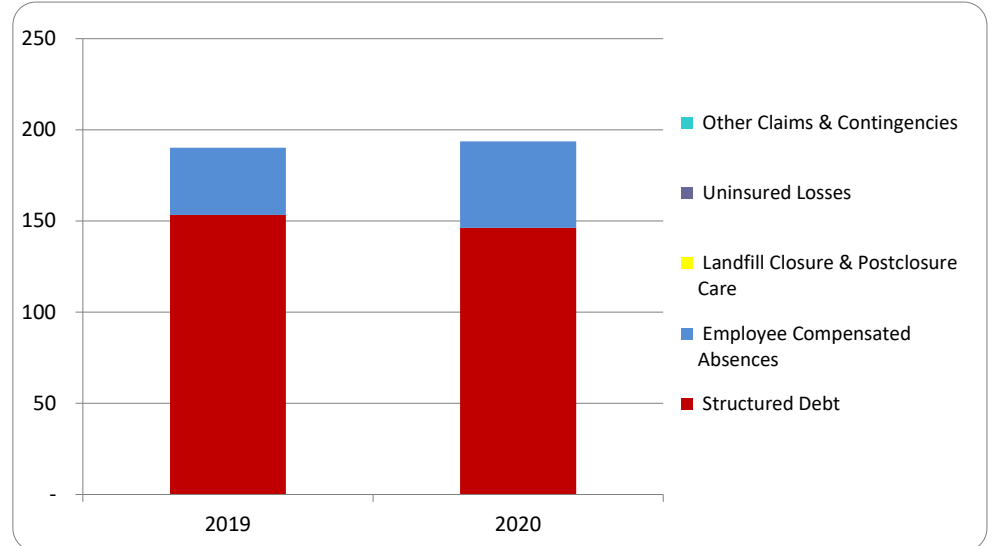
3. Percent funded - compared to the prior year



4. Long Term Debt obligations:



5. Debt & other long term obligations per capita - compared to the prior year



Commentary: The Village does not have a retiree health care plan. As such, table 2 is blank. Tables 1 and 3 are based on the actuarial valuation date.