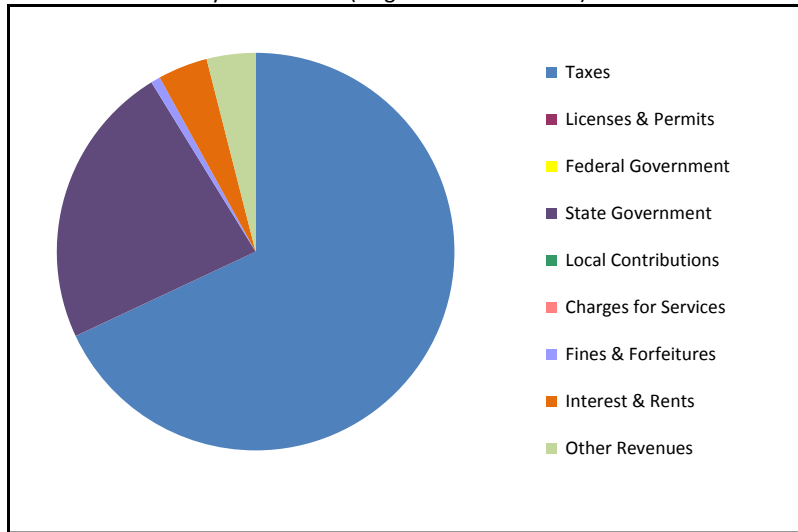


CITIZENS' GUIDE TO LOCAL UNIT FINANCES - Vicksburg - Kalamazoo

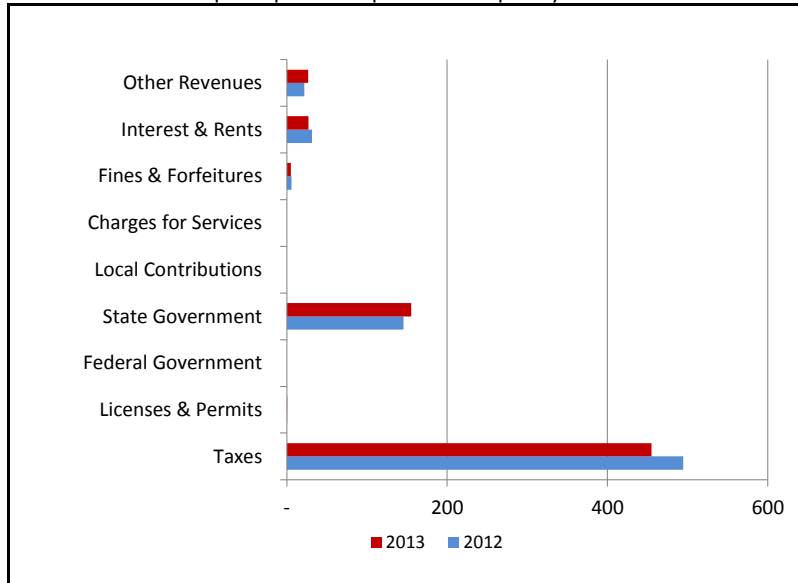
1. Where our money comes from (all governmental funds)



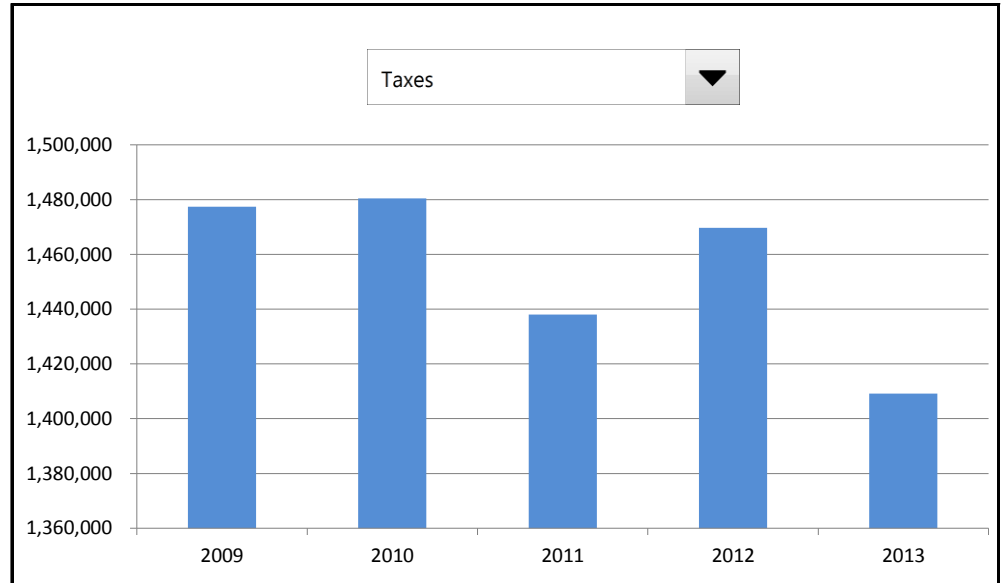
2. Compared to the prior year

	2012	2013	Change
Taxes	\$ 1,469,683	\$ 1,409,170	-4.12%
Licenses & Permits	565	253	-55.22%
Federal Government	-	-	N/A
State Government	432,661	480,511	11.06%
Local Contributions	-	-	N/A
Charges for Services	-	-	N/A
Fines & Forfeitures	16,947	15,922	-6.05%
Interest & Rents	93,155	83,825	-10.02%
Other Revenues	64,354	82,235	27.79%
Total Revenues	\$ 2,077,365	\$ 2,071,916	-0.26%

3. Revenue sources per capita - compared to the prior year



4. Historical trends of individual sources

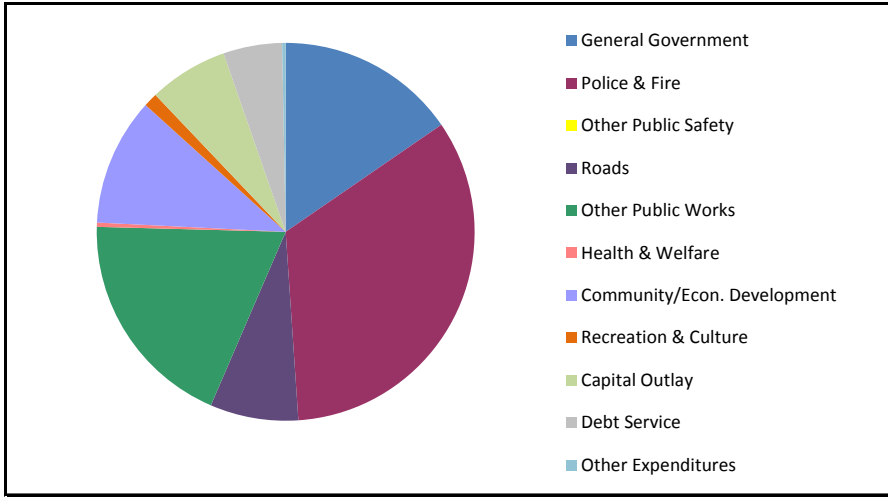


Commentary:

For more information on our unit's finances, contact Jenny McKillop at 269-649-1919.

CITIZENS' GUIDE TO LOCAL UNIT FINANCES - Vicksburg - Kalamazoo

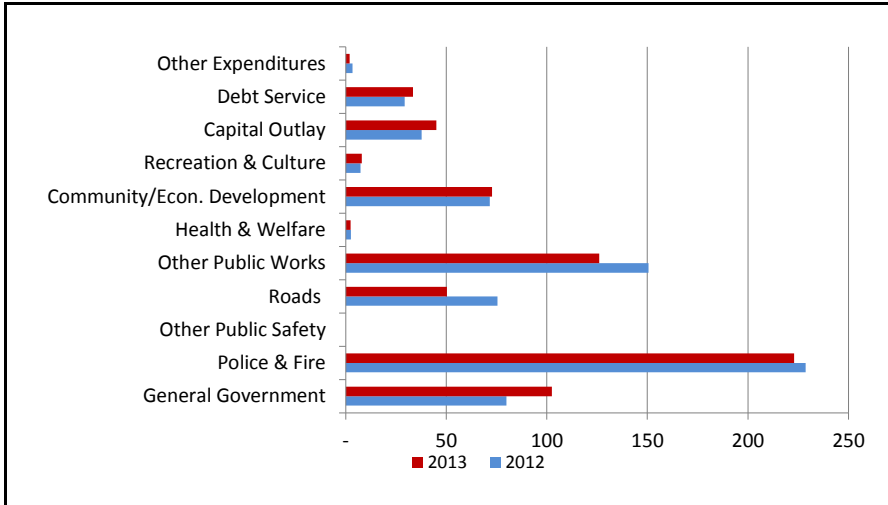
1. Where we spend our money (all governmental funds)



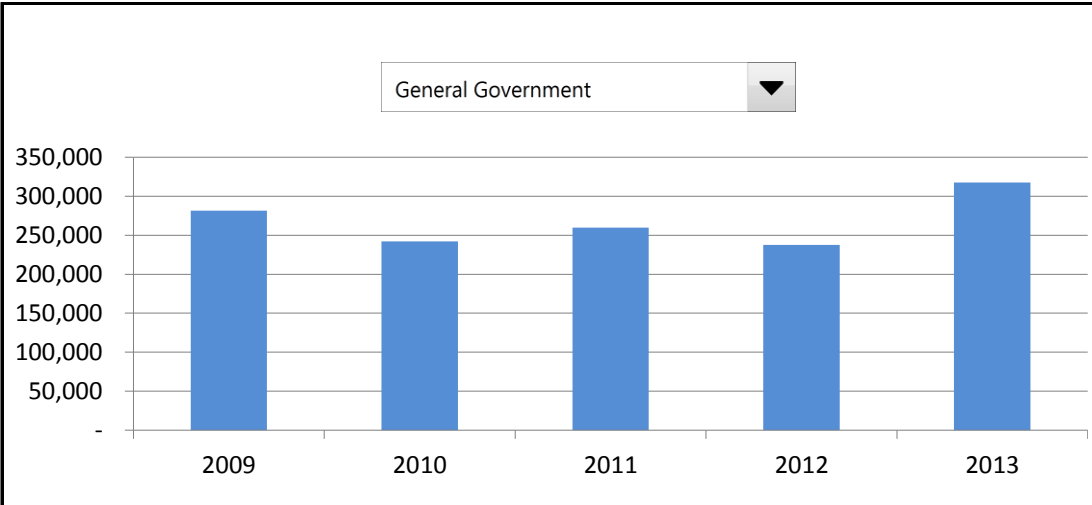
2. Compared to the prior year

	2012	2013	Change
General Government	\$ 237,578	\$ 317,634	33.70%
Police & Fire	679,667	690,751	1.63%
Other Public Safety	-	-	N/A
Roads	224,057	155,697	-30.51%
Other Public Works	447,318	390,317	-12.74%
Health & Welfare	7,500	7,500	0.00%
Community/Econ. Development	213,050	225,081	5.65%
Recreation & Culture	21,797	24,561	12.68%
Capital Outlay	112,033	139,504	24.52%
Debt Service	87,097	103,775	19.15%
Other Expenditures	10,007	6,200	-38.04%
Total Expenditures	\$ 2,040,104	\$ 2,061,020	1.03%

3. Spending per capita - compared to the prior year



4. Historical trends of individual departments:

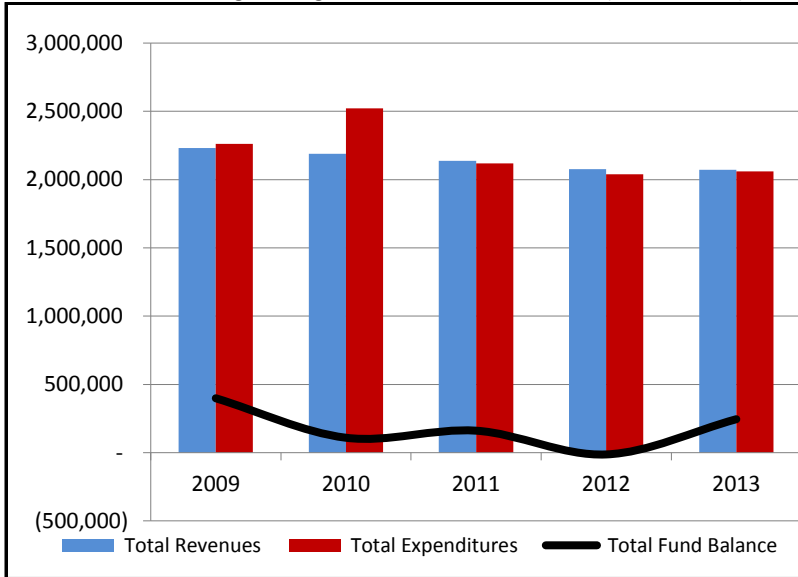


Commentary:

For more information on our unit's finances, contact Jenny McKillop at 269-649-1919.

CITIZENS' GUIDE TO LOCAL UNIT FINANCES - Vicksburg - Kalamazoo

1. How have we managed our governmental fund resources (fund balance)

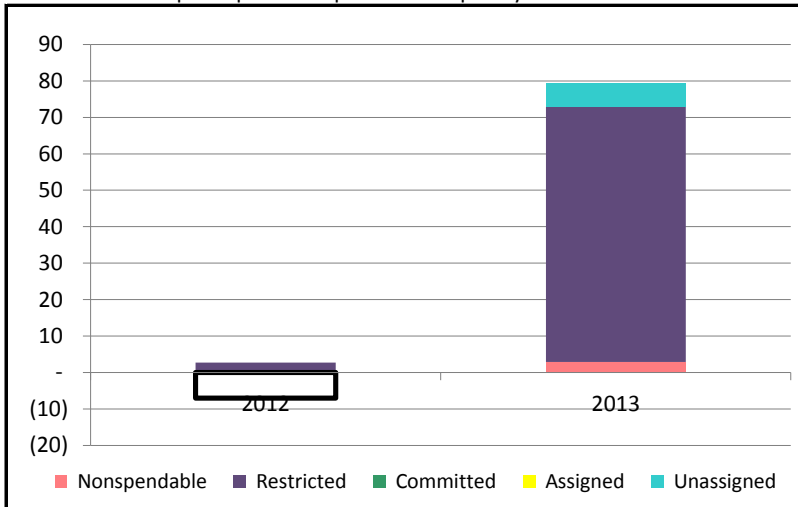


2. Compared to the prior year

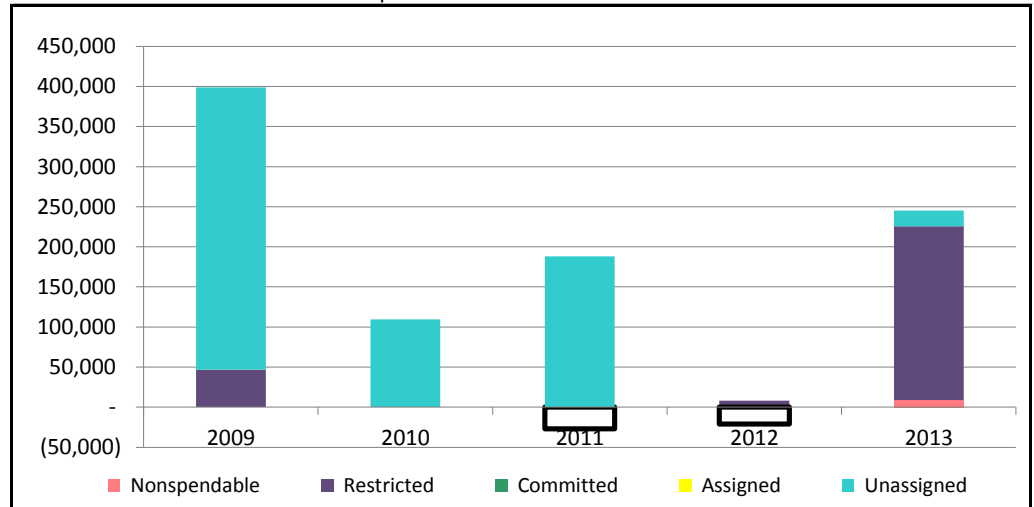
Statement Balance	2012	2013	Change
Revenues	\$ 2,077,365	\$ 2,071,916	-0.26%
Expenditures	2,040,104	2,061,020	1.03%
Surplus (Shortfall)	\$ 37,261	\$ 10,896	-70.76%

Fund balance	2012	2013	Change
Nonspendable	\$ -	\$ 8,830	N/A
Restricted	8,137	216,812	2564.52%
Committed	(21,040)	-	-100.00%
Assigned	-	-	N/A
Unassigned	-	19,562	N/A
Total Fund Balance	\$ (12,903)	\$ 245,204	-2000.36%

3. Fund balance per capita - compared to the prior year



4. Historical trends of individual components

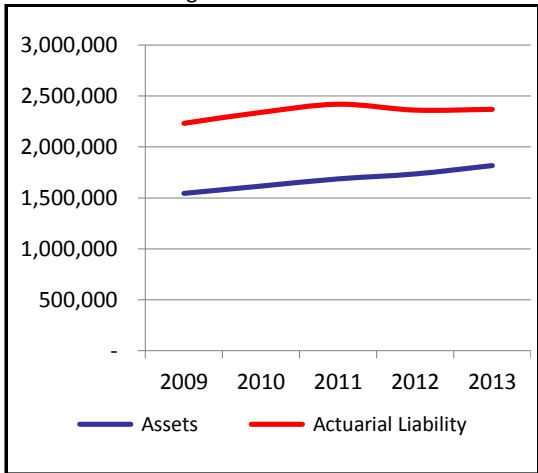


Commentary:

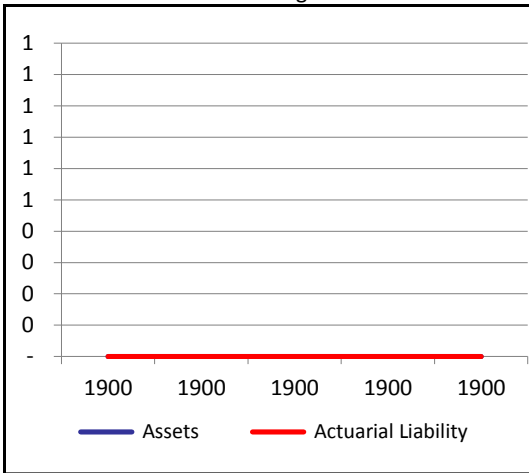
For more information on our unit's finances, contact Jenny McKillop at 269-649-1919.

CITIZENS' GUIDE TO LOCAL UNIT FINANCES - Vicksburg - Kalamazoo

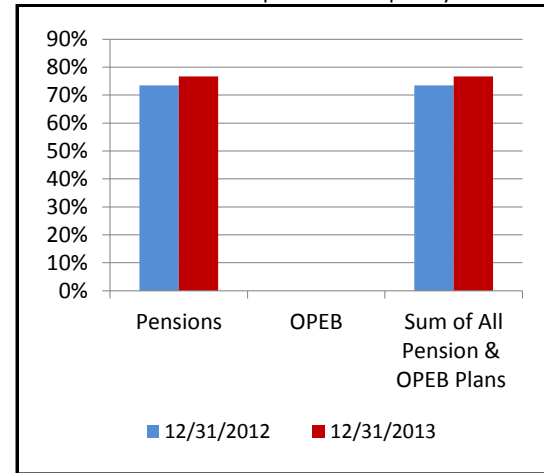
1. Pension funding status



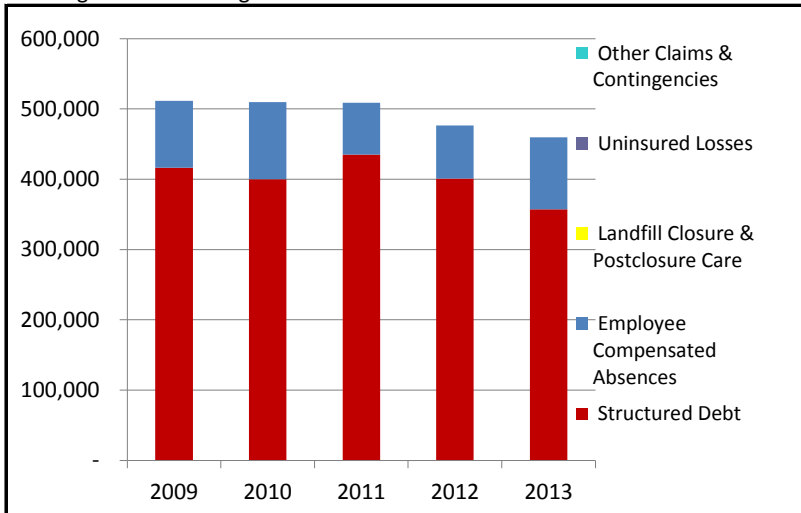
2. Retiree Health care funding status



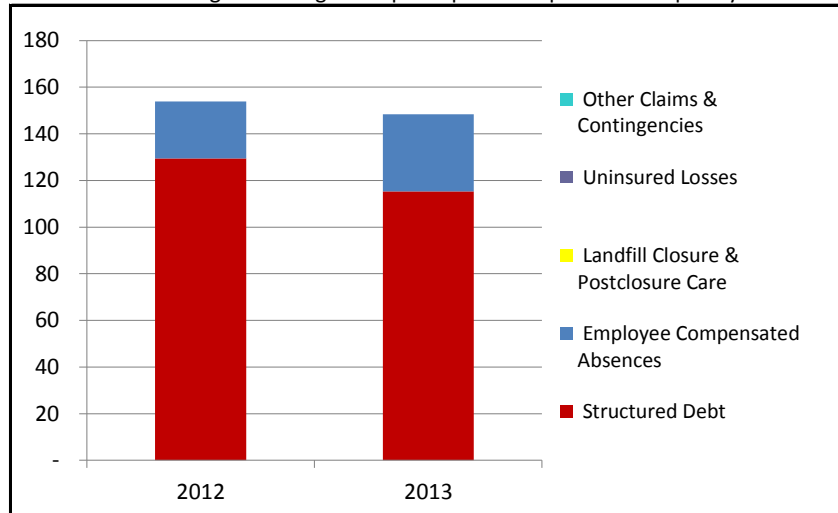
3. Percent funded - compared to the prior year



4. Long Term Debt obligations:



5. Debt & other long term obligations per capita - compared to the prior year



Commentary:

For more information on our unit's finances, contact Jenny McKillop at 269-649-1919.