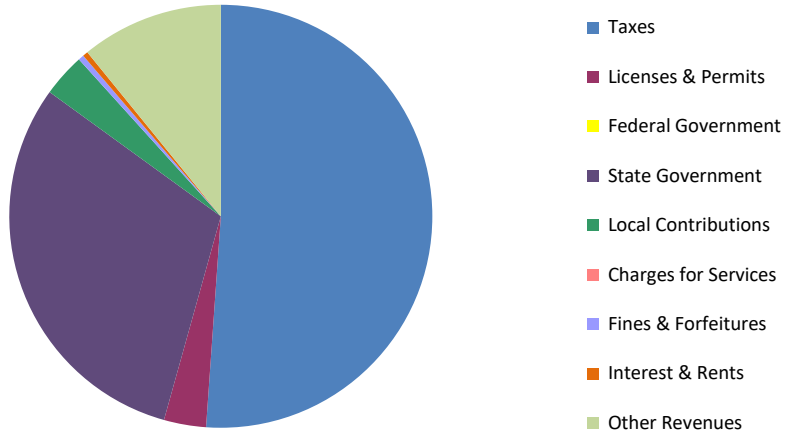


CITIZEN'S GUIDE TO LOCAL UNIT FINANCES - Village of Vicksburg (39-3-050)

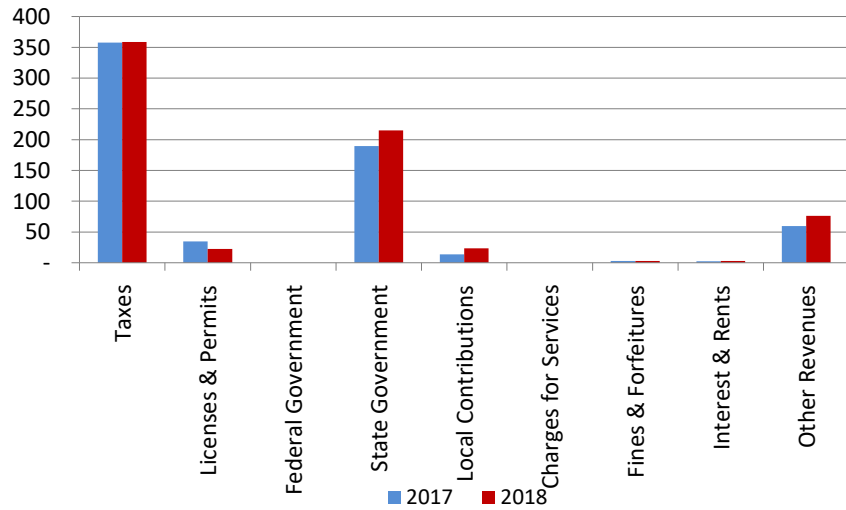
1. Where our money comes from (all governmental funds)



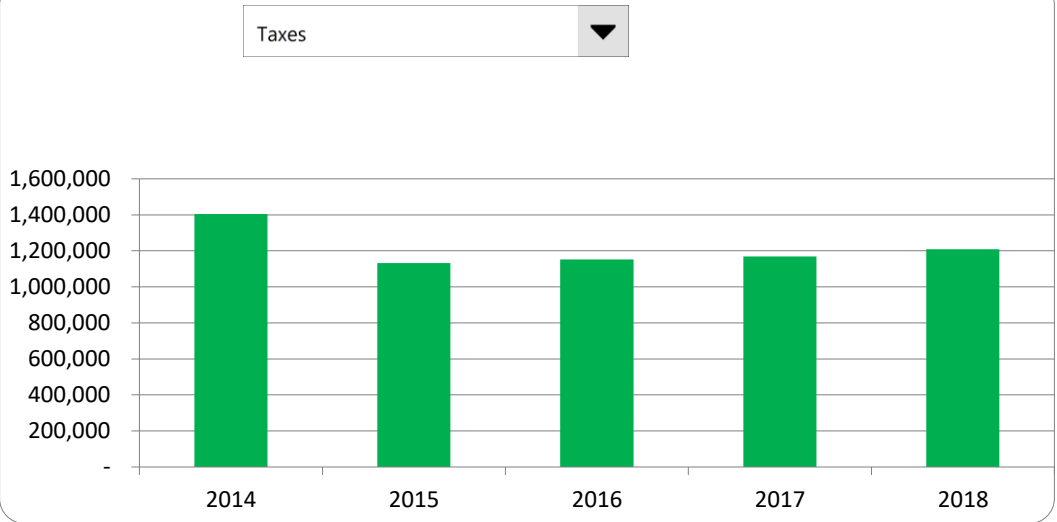
2. Compared to the prior year

	<u>2017</u>	<u>2018</u>	<u>% change</u>
Taxes	\$ 1,169,874	\$ 1,208,326	3.29%
Licenses & Permits	113,348	76,132	-32.83%
State Government	619,617	724,648	16.95%
Local Contributions	45,243	78,227	72.90%
Fines & Forfeitures	9,105	10,118	11.13%
Interest & Rents	8,243	9,517	15.46%
Other Revenues	194,287	257,057	32.31%
Total Revenues	\$ 2,159,717	\$ 2,364,025	9.46%

3. Revenue sources per capita - compared to the prior year



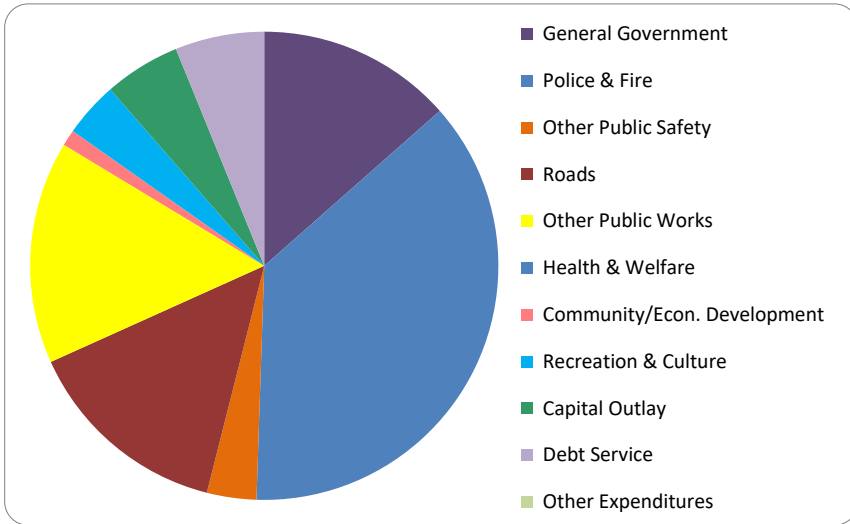
4. Historical trends of individual sources



Commentary:

For more information on our unit's finances, contact Jim Mallery at 269-649-1919.

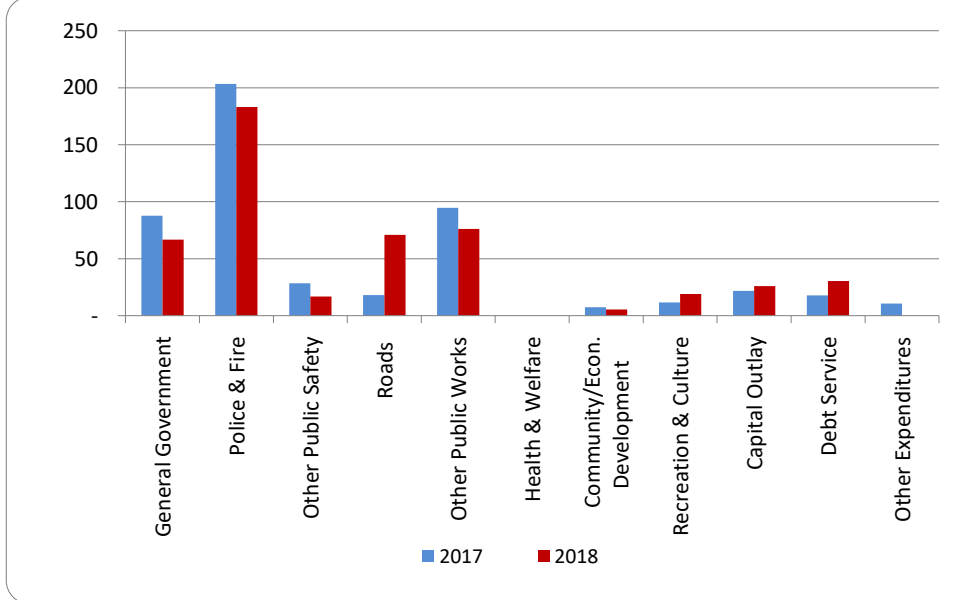
1. Where we spend our money (all governmental funds)



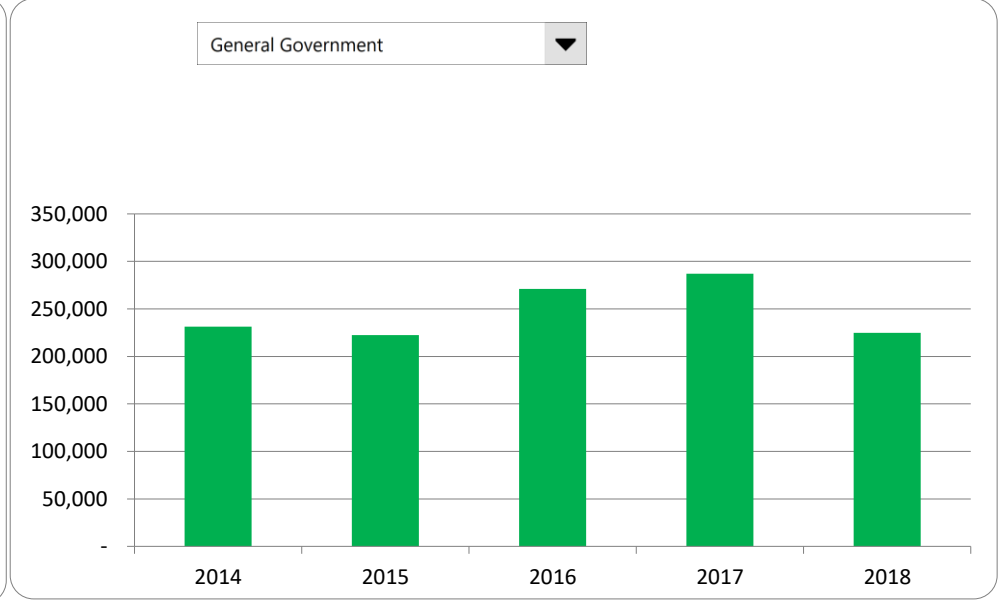
2. Compared to the prior year

	2017	2018	% change
General Government	\$ 287,072	\$ 224,830	-21.68%
Police & Fire	664,784	617,038	-7.18%
Other Public Safety	92,899	56,944	-38.70%
Roads	58,562	238,560	307.36%
Other Public Works	309,436	256,211	-17.20%
Community/Econ. Development	24,393	18,576	-23.85%
Recreation & Culture	38,221	63,693	66.64%
Capital Outlay	71,230	87,639	23.04%
Debt Service	58,008	102,588	76.85%
Other Expenditures	35,000	-	-100.00%
Total Expenditures	\$ 1,639,605	\$ 1,666,079	1.61%

3. Spending per capita - compared to the prior year



4. Historical trends of individual departments:



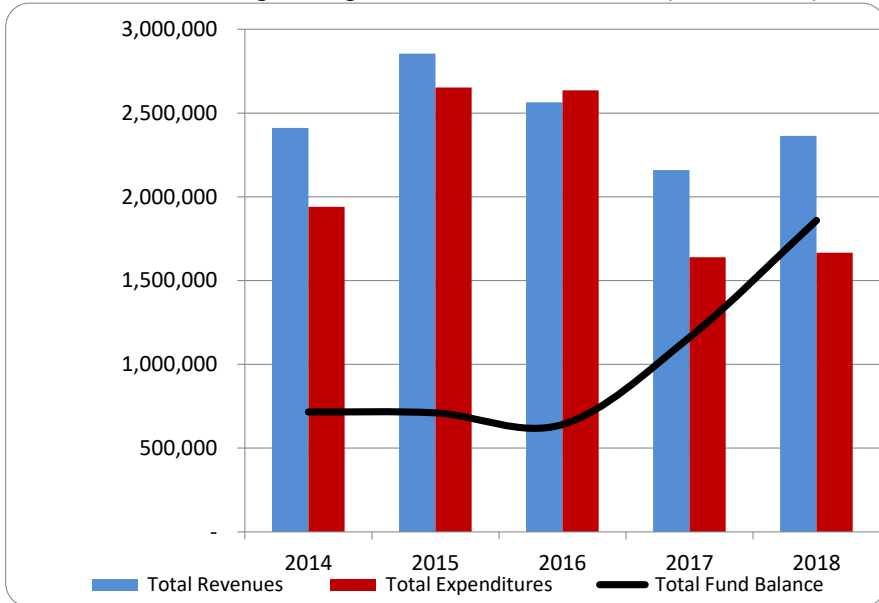
Commentary:

For more information on our unit's finances, contact Jim Mallery at 269-649-1919.

CITIZEN'S GUIDE TO LOCAL UNIT FINANCES - Village of Vicksburg (39-3-050)

FINANCIAL POSITION

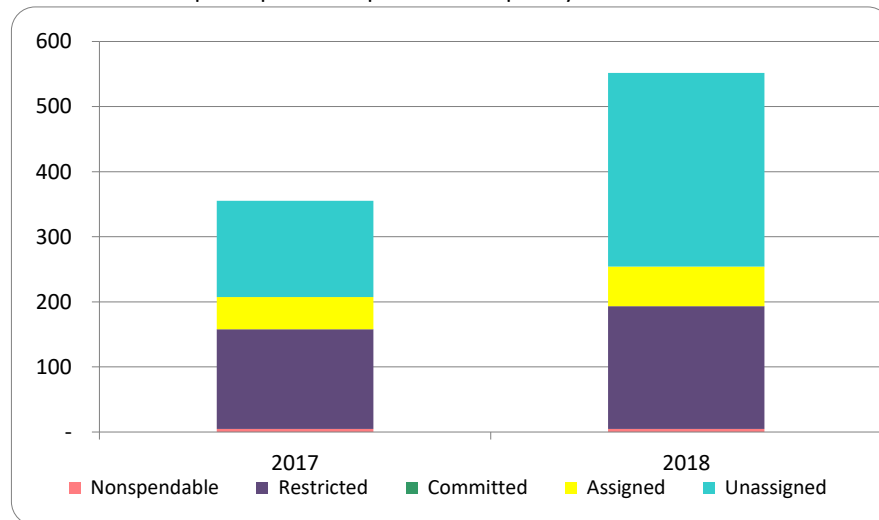
1. How have we managed our governmental fund resources (fund balance)?



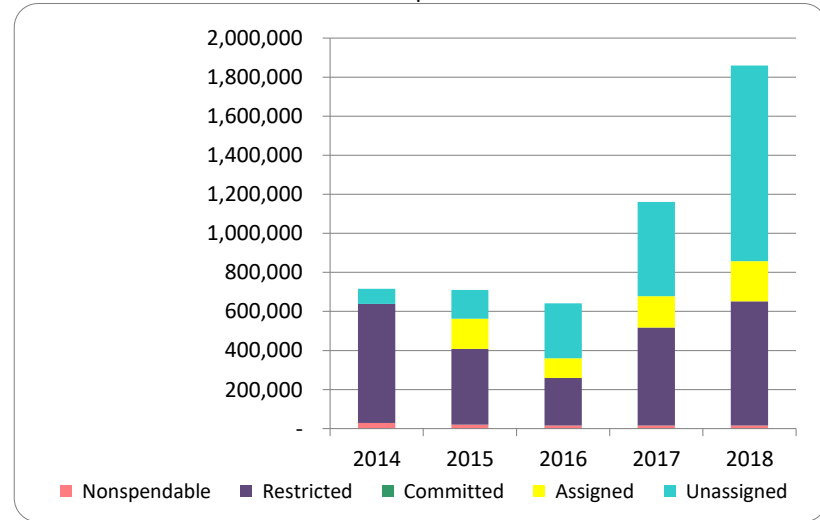
2. Compared to the prior year

	2017	2018	% change
Revenue	2,159,717	2,364,025	9.46%
Expenditures	1,639,605	1,666,079	1.61%
Surplus (shortfall)	520,112	697,946	34.19%
Fund balance, by component:			
Nonspendable	16,014	15,792	-1.39%
Restricted	500,906	636,166	27.00%
Assigned	161,789	205,000	26.71%
Unassigned	482,368	1,002,065	107.74%
total fund balance	1,161,077	1,859,023	60.11%

3. Fund balance per capita - compared to the prior year



4. Historical trends of individual components



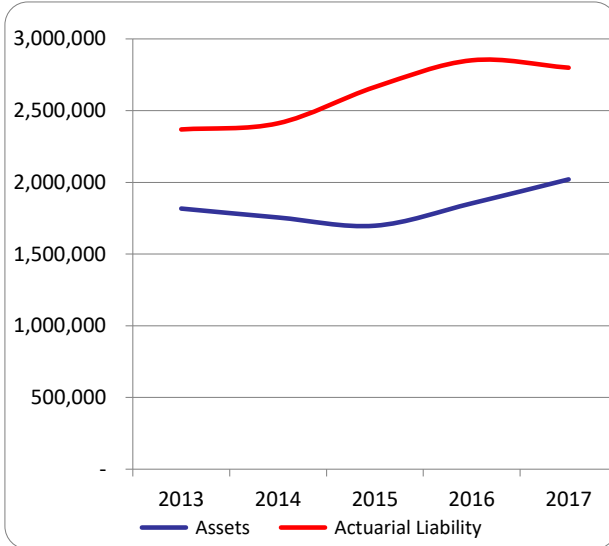
Commentary:

For more information on our unit's finances, contact Jim Mallery at 269-649-1919.

CITIZEN'S GUIDE TO LOCAL UNIT FINANCES - Village of Vicksburg (39-3-050)

OTHER LONG TERM OBLIGATIONS

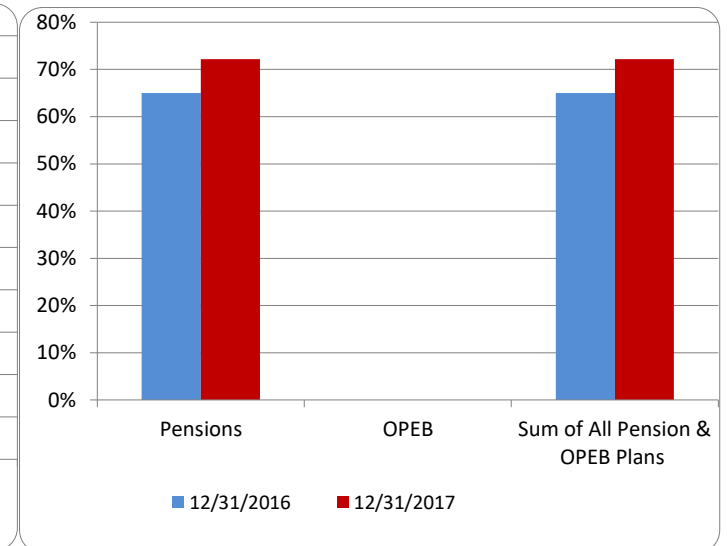
1. Pension funding status



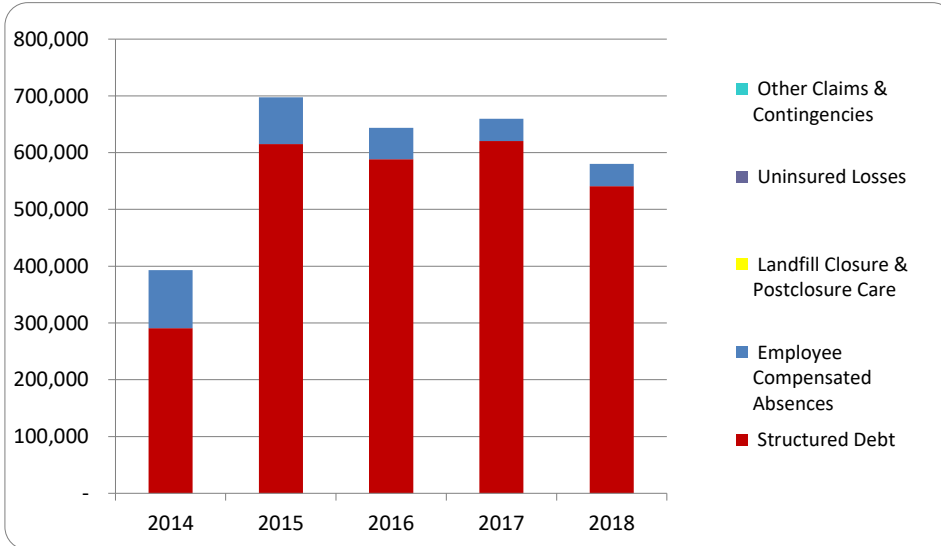
2. Retiree Health care funding status



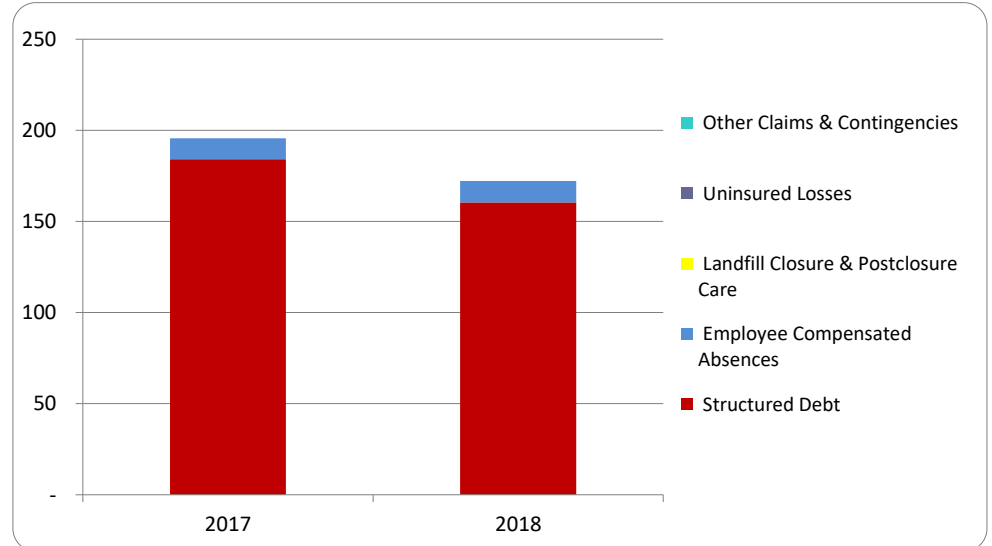
3. Percent funded - compared to the prior year



4. Long Term Debt obligations:



5. Debt & other long term obligations per capita - compared to the prior year



Commentary: The Village does not have a retiree health care plan. As such, table 2 is blank. Tables 1 and 3 are based on the actuarial valuation date.